



FAMILY ALTA DECORACION / SISTEMAS TINTOMÉTRICOS

LINE RUSTICOS DIFUMINADOS

DESCRIPTION AND NATURE

Product ready to use in a single coat. Very simple application, it allows to obtain diverse effects and shades colored and stumped with white tones of Maxima elegance. Manual agitation. To color the right product before applying (once colored apro can be destabilized in one week.)

USAGES

Indoors
Cement
Plaster
Cement
Concrete
Only sheltered exterior use for solids colours

PROPERTIES

Does not turn yellow
Good yield
- Usable as-is or as a tintometric base
Does not require machinery or trained personnel
- Provides rustic effect
- Water-based
- Different decorative effects depending on the method of application
- Two types of Particle: one brown and one white
Good applicability

TECHNICAL CHARACTERISTICS

Referencia Color	MUROS MEDITERRANEOS CAPRI DUE BLANCO
Finish	Matt
Specific weight	1,04± 0,05 kg/l
Solids in volume	18± 1
Solids in weight	18± 1
VOC	Cat. I/BA 300/200 (2007/2010): 200,00 g/l
Aproximated performance by coat	8 m ² /L
Dry to touch	(20°C HR: 60%): 3 h
Dry to repaint	(20°C HR: 60%): 24 h. Total 48 h
Colours	Base BL Translúcido White + colorantes. Card of High decoration nº 19. The Toner can be used Shades 501066 to color

SURFACE PREPAIRING

New surfaces

Mortar of cement and plaster:

1. Hope until forged total (30 days minimum in cement, not to exceed 20).
2. To clean the support of possible eflorescencias by means of abrasive spurt, as well as to neutralize the alkaline surfaces.
3. In excessively polished surfaces, to sandpaper to open the pore.
4. To fix the weak supports with suitable locking device (fijadora emulsion or fijamont).
5. To clean all strange product support and/or remainders.
6. Masillar with plaste the defects of the support (to see in family Putties the lines corresponding to plastes in dust and

MUROS MEDITERRANEOS CAPRI DUE

prepared putties to make a suitable election).

Plaster:

1. Wait for until he is well dry (max,20% humidity).
2. Eliminate of the support strange products and/or remainders.
3. Eliminate eflorescences.
 - To regulate the absorptions of the surface by means of selladora primer or paste matt.
 - In surfaces excessively polished to sandpaper to open the pore.
 - Fix weak or supports by means of suitable fixing primer (To see family 6).
 - Fill with plaste to eliminate the defects of the support
 - To deal with fungicida Montolimp the supports with mould.

When the support is in conditions, to cast anchor with L-500 coating. This primer is indicated by its sweating and texture to facilitate the last coat with MUROS MEDITERRANEO CAPRI.

-Wood: To prepare and to seal with Selladora Sellalux. Once dry to apply Montokril L-500

Restoring and maintenance

- 1 - Eliminate totally old paintings in badly state or badly adhered.
- 2 -Shining surfaces must be clarified, to make sure a good adhesion.
- 3 - In the painted supports you must verify the solidity and anchorage of the painting, to diagnose his nature to avoid possible incompatibilities and to eliminate the dust and the dirt before being paint.
- 4 - Fill with putties the defects of the support.
- 5 - To deal with fungicida Montolimp the supports with mould

WAY OF USE

Application Notes

1. To search the support with FONDO MUROS MEDITERRANEOS.

Mix manually product with the dye at the time of use.

In the case of having two different batches of the same product and color, it is recommended mix them together before utillización to avoid differences in white floc size.

2. Once perfectly remove the chosen color, to apply with flat brush of crossed form and, uniformly, a coat of MUROS MEDITERRANEO ONE COAT.

3. Let it dry slightly so that it penetrates on the base and it acquires consistency.

4. To pass next a trowel of flexible plastic, exerting a uniform pressure, in same sense or different, until obtaining the wished effect.

In this way we will break the heavy particles that not yet have been dried, with that we will obtain effects stumped in white tone. They will stand out and combine with the primer base colored already hardened.

Solvent for dilution and cleaning

Water

Way of use

Roller Uso

Flat brush Uso

SYSTEM

Procedures depending of surface type

	Primer	Intermedium	Finish
Metal			
MAX	Imprimación Antioxidante	Fondo Muros Mediterráneos	Muros Mediterráneos Capri Due
STD	Imprimación Antioxidante	Fondo Muros Mediterráneos	Muros Mediterráneos Capri Due
Old paintings in bad state			
MAX	Emulsión fijadora, Fijamont	Fondo Muros Mediterráneos	Muros Mediterráneos Capri Due
STD		Fondo Muros Mediterráneos	Muros Mediterráneos Capri Due
Old painting in good state			
MAX		Fondo Muros Mediterráneos	Muros Mediterráneos Capri Due

MUROS MEDITERRANEOS CAPRI DUE

STD	Fondo Muros Mediterráneos	Muros Mediterráneos Capri Due
Wood		
MAX	Selladora Sellalux o Acqua	Fondo Muros Mediterraneos
STD	Selladora Sellalux o Acqua	Fondo Muros Mediterraneos
Project		
MAX	Emulsión fijadora, Fijamont	Fondo Muros Mediterráneos
STD		Fondo Muros Mediterráneos

SECURITY

Do not eat, neither drink, nor smoke during the application. In case of contact with eyes, wash abundantly with clean water. Keep away from children. Do not throw in darin. Keep product in dry area, under cover and temperature between 5 to 35°C. For further information, please check product safety sheet.

Do not eat, neither drink, nor smoke during the application. In case of contact with eyes, wash abundantly with clean water. Keep away from children. Do not throw in darin. Keep product in dry area, under cover and temperature between 5 to 35°C. For further information, please check product safety sheet.

NOTE

Maximum recommended storage time : 12 months since its fabrication in its original packaging perfectly closed, stored indoors and at temperatures between 5° and 35°C

Information here indicated is based on our actual knowledge, laboratory testing and taking in count the practical use under specific circumstances. As it is impossible to stablish an adequate description for every nature and status of the supports to be painted, we are unable to warrant the absolute reproductibility in each specific use

PACKINGS

0.75 L, 2.5 L



FAMILY LINE

DESCRIPTION AND NATURE


Product ready to use in a single coat. Very simple application, it allows to obtain diverse effects and shades colored and stumped with white tones of Maxima elegance. Manual agitation. To color the right product before applying (once colored apro can be destabilized in one week.)

USAGES

PROPERTIES

- Does not turn yellow
- Good yield
- Usable as-is or as a tintometric base
- Does not require machinery or trained personnel
- Provides rustic effect
- Water-based

MUROS MEDITERRANEOS CAPRI DUE



- Different decorative effects depending on the method of application
 - Two types of Particle: one brown and one white
- Good applicability

TECHNICAL CHARACTERISTICS

Referencia Color

Finish	Matt
Specific weight	1,04± 0,05 kg/l
Solids in volume	18± 1
Solids in weight	18± 1
VOC	Cat. I/BA 300/200 (2007/2010): 200,00 g/l
Aproximated performance by coat	8 m ² /L

Dry to touch	(20°C HR: 60%): 3 h
Dry to repaint	(20°C HR: 60%): 24 h. Total 48 h
Colours	Base BL Translúcido White + colorantes. Card of High decoration n° 19. The Toner can be used Shades 501066 to color

SURFACE PREPARING

New surfaces

Mortar of cement and plaster:

1. Hope until forged total (30 days minimum in cement, not to exceed 20).
2. To clean the support of possible eflorescencias by means of abrasive spurt, as well as to neutralize the alkaline surfaces.
3. In excessively polished surfaces, to sandpaper to open the pore.
4. To fix the weak supports with suitable locking device (fijadora emulsion or fijamont).
5. To clean all strange product support and/or remainders.
6. Masillar with plaste the defects of the support (to see in family Putties the lines corresponding to plastes in dust and prepared putties to make a suitable election).

Plaster:

1. Wait for until he is well dry (max,20% humidity).
2. Eliminate of the support strange products and/or remainders.
3. Eliminate eflorescences.
 - To regulate the absorptions of the surface by means of selladora primer or paste matt.
 - In surfaces excessively polished to sandpaper to open the pore.
 - Fix weak or supports by means of suitable fixing primer (To see family 6).
 - Fill with plaste to eliminate the defects of the support
 - To deal with fungicida Montolimp the supports with mould.

When the support is in conditions, to cast anchor with L-500 coating. This primer is indicated by its sweating and texture to facilitate the last coat with MUROS MEDITERRANEO CAPRI.

-Wood: To prepare and to seal with Selladora Sellalux. Once dry to apply Montokril L-500

Restoring and maintenance


- 1 - Eliminate totally old paintings in badly state or badly adhered.
- 2 -Shining surfaces must be clarified, to make sure a good adhesion.
- 3 - In the painted supports you must verify the solidity and anchorage of the painting, to diagnose his nature to avoid possible incompatibilities and to eliminate the dust and the dirt before being paint.
- 4 - Fill with putties the defects of the support.
- 5 - To deal with fungicida Montolimp the supports with mould

WAY OF USE

Application Notes

1. To search the support with FONDO MUROS MEDITERRANEOS.
Mix manually product with the dye at the time of use.

MUROS MEDITERRANEOS CAPRI DUE



In the case of having two different batches of the same product and color, it is recommended mix them together before utilization to avoid differences in white floc size.

2. Once perfectly remove the chosen color, to apply with flat brush of crossed form and, uniformly, a coat of MUROS MEDITERRANEO ONE COAT.

3. Let it dry slightly so that it penetrates on the base and it acquires consistency.

4. To pass next a trowel of flexible plastic, exerting a uniform pressure, in same sense or different, until obtaining the wished effect.

In this way we will break the heavy particles that not yet have been dried, with that we will obtain effects stumped in white tone. They will stand out and combine with the primer base colored already hardened.

Solvent for dilution and cleaning

Water

Way of use

Roller

Flat brush

Aproximate dilution

Usó

Usó

SYSTEM

Procedures depending of surface type

	Primer	Intermedium	Finish
Metal			
MAX	Imprimación Antioxidante	Fondo Muros Mediterráneos	Muros Mediterráneos Capri Due
STD	Imprimación Antioxidante	Fondo Muros Mediterráneos	Muros Mediterráneos Capri Due
Old paintings in bad state			
MAX	Emulsión fijadora, Fijamont	Fondo Muros Mediterráneos	Muros Mediterráneos Capri Due
STD		Fondo Muros Mediterráneos	Muros Mediterráneos Capri Due
Old painting in good state			
MAX		Fondo Muros Mediterráneos	Muros Mediterráneos Capri Due
STD		Fondo Muros Mediterráneos	Muros Mediterráneos Capri Due
Wood			
MAX	Selladora Sellalux o Acqua	Fondo Muros Mediterraneos	Muros Mediteráneos Capri Due
STD	Selladora Sellalux o Acqua	Fondo Muros Mediterraneos	Muros Mediteráneos Capri Due
Project			
MAX	Emulsión fijadora, Fijamont	Fondo Muros Mediterráneos	Muros Mediterráneos Capri Due
STD		Fondo Muros Mediterráneos	Muros Mediterráneos Capri Due

SECURITY

Do not eat, neither drink, nor smoke during the application. In case of contact with eyes, wash abundantly with clean water. Keep away from children. Do not throw in darin. Keep product in dry area, under cover and temperature between 5 to 35°C. For further information, please check product safety sheet.

Do not eat, neither drink, nor smoke during the application. In case of contact with eyes, wash abundantly with clean water. Keep away from children. Do not throw in darin. Keep product in dry area, under cover and temperature between 5 to 35°C. For further information, please check product safety sheet.

501068


Fecha de Alta

03-04-2007

Versión

7 - 12/03/2020

MUROS MEDITERRANEOS CAPRI DUE



NOTE

PACKINGS

0.75 L, 2.5 L